

STANDARD HORIZON

Nothing takes to water like Standard Horizon

FIXED MOUNT MARINE VHF WITH GPS

GX1400GPS



GPS ITUCLASSD

FIXED MOUNT MARINE VHF

GX1400

ITUCLASSD

Ultra-Compact & Best Performance ECLIPSE Series



3 Year
WARRANTY

CLEAR VOICE[®]
NOISE REDUCTION TECHNOLOGY

Available in Black or White*

GPS Receiver
Built-in

Integrated 66 Channel
Internal GPS receiver
(GX1400GPS)

IPX8
1.5 m for 30 min
Submersible

Submersible IPX8
(5ft/1.5m for 30 minutes)

**Ultra-slim
& Compact
Rear Case**

Ultra-Compact Case design
6.14"W x 2.4"H x 3.94"D
(156 x 61 x 100mm)

E20
Easy
to
Operate

E20 (Easy to Operate)
Icon & Menu System

ITU Class D
DSC Transceiver

Meets ITU-R M.493-13 Class D DSC
(Digital Selective Calling)
*European version: Meets ITU-R M.493-14

CH70
Receiver
Built-in

Separate Receiver for CH70
(Receiving DSC Calls)

Clear Voice

Clear Voice
& Noise Reduction Technology

**Keypad
Microphone**

Noise Canceling Microphone
(with Channel Up/Down, 16/S and
H/L power selection keys)

*Depending on the transceiver version

US, Asia and Australia		
Model	GX1400GPS	GX1400
Body Color	Black/White	Black/White
GPS	●	-

Europe	
Model	GX1400GPS/E
Body Color	Black
GPS	●

FEATURES

Ultra-Compact Fixed Mount VHF Radio

The GX1400 Series transceivers are Ultra-Compact 6.14"W x 2.4"H x 3.94"D (156x61x100mm). The radios are designed with a slim rear-case with a depth of 3.94" (100mm), for greater mounting flexibility in tight spaces. Constructed with an advanced rugged die-cast chassis, this full functioning 25 Watt VHF radio is the perfect choice for serious power and sail boaters alike.

Built-in integrated 66 channel GPS Receiver (GX1400GPS)

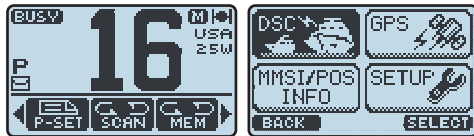
With the internal high-performance 66 channel GPS receiver, SBAS satellites (WAAS/EGNOS/MSAS/GAGAN) can be received. The GPS data can be used for DSC calling, position sharing, and DSC distress calls by performing just a few simple steps.

IPX8 Submersible Construction (5ft/1.5m for 30 minutes)

Engineered to be rugged and reliable, the GX1400 Series transceivers are designed to survive submersion with the IPX8 water resistant rating (5ft /1.5m of water for 30 minutes).

Oversized Full-Dot Matrix Display & E2O (Easy to Operate) ICON / Menu System

The large 2.1"W x 1.2"H (55.0 x 31.0mm), Full-dot matrix display with wide digits and bold information flags affords great visibility in diverse conditions. The GX1400 transceiver's advanced features "E2O MENU" screen is displayed by pressing the MENU key on the front panel.



Wide and Bold Information Display

E2O Icon / Menu Display

ITU-R M.493-13 Class D DSC (Digital Selective Calling) & CH70 DSC call Receiver

(European version: Meets ITU-R M.493-14)
The GX1400 Series is capable of DSC (Digital Selective Calling) Class-D operation with its separate Channel 70 receiver, which allows DSC calls to be received even while listening to communications on another channel. When the DSC DISTRESS function is activated, a digital MAYDAY distress call is transmitted, including vessel identification, Latitude / Longitude and time (when a GPS is connected), to facilitate prompt response. Individual, Urgency, Safety, Position Report and Send calls can be made. Additional features include DSC test calling and a menu selection for Auto DSC channel switching.

Clear Voice Noise Reduction Technology

The GX1400 Series microphone features Clear Voice Noise Reduction Technology that eliminates unwanted background sounds during transmissions, like engine noises and wind. This assures transmissions are crystal clear. The microphone key buttons allow direct selection of channel 16 or the Sub channel, 1 or 25 Watt transmit power, and Up/Down channel selection.

BUSY LED Indicator

The BUSY LED Indicator glows clearly green when a signal is received, and indicates the receive mode and status at a glance.

Other Valuable Features

- All USA, International and Canadian marine channels
- NMEA Input and Output Connections to a Compatible GPS Chart Plotter
- Automatic DSC polling of up to 6 ships GPS positions
- Preset key used to recall up 10 favorite channels
- Programmable soft keys
- Programmable Scan, Priority Scan, and Multi Watch
- NOAA Weather Alert*1
- ATIS mode for use on Inland Water ways (GX1400GPS/E)
- Flush mount cutout: 5.16"W x 1.97"H (131 x 50mm)






*1Only available in NOAA service areas

SPECIFICATIONS

General	
Channels	All International, USA and Canadian (Depending on the version)
Channel Spacing	25kHz
Frequency Stability	±3ppm -4°F to +140°F (-20°C to +60°C)
Emission Type	16K0G3E, 16K0G2B
Antenna Impedance	50 Ohms
Supply Voltage	13.8VDC ±20%
Current Consumption	1.2A (Receive), 0.3A (Standby) TX: 5.0A / 1.0A (TX: 25W / 1W)
Operating Temperature	-4°F to +140°F (-20°C to +60°C)
Waterproof rating	IPX8 (5ft/1.5m for 30 minutes)
Dimensions (W×H×D)	6.14"×2.4"×3.94" (156×61×100mm)
Flush Mount Dimensions (W×H×D)	5.16"×1.97"×4.72" (131×50×120mm)
Weight (Approx.)	1.76 lbs (800g)
Transmitter	
Frequency Range (MHz)	Marine Band 156.025MHz - 157.425MHz (USA) 156.025MHz - 161.600MHz (International)
RF Output Power	25W / 1W
Maximum Deviation	±5.0kHz
Spurious Emission	-80dBc / -66dBc (TX: 25W / 1W)
Receiver	
Frequency Range (MHz)	Marine Band 156.050MHz - 163.275MHz
Circuit Type	Double-Conversion Superheterodyne
Sensitivity (12dB SINAD)	0.25µV
Spurious and Image Rejection	75dB for Voice (70dB for DSC)
Intermodulation	70dB for Voice (70dB for DSC)
AF Output	4.5W
GPS*1	
Receiver Channels	66 Channels
Sensitivity	Less than -147dBm
Time to First Fix	1 min typical (@Cold Start) 5 sec typical (@Hot Start)
Geodetic Datum	WGS84
SBAS Correction	WAAS, EGNOS, MSAS and GAGAN

*1GX1400GPS only

OPTIONAL ACCESSORIES

<p>MLS-300 External Speaker *Available in Black or White</p> 	<p>SCU-31 External GPS Antenna with 49ft (15m) of Cable *Built-in GPS Receiver</p> 	<p>SCU-38 External GPS Antenna with 16ft (5m) of Cable *for GX1400GPS</p> 
<p>MMB-84 Flush Mount Bracket</p> 	<p>HC1100 Dust Cover (White)</p> 	

SUPPLIED ACCESSORIES

• Power Cord	• Mounting Bracket
--------------	--------------------

